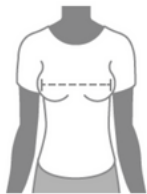
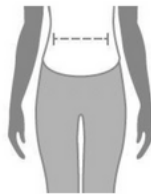


Check Your Size

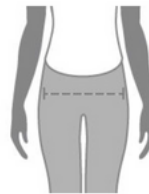
	XXS	XS	S	M	L	XL	2XL
Bust	76 - 80 cm 30 - 31.5 "	80 - 84 cm 31.5 - 33 "	84 - 88.5 cm 33 - 34.5 "	88.5 - 93.5 cm 34.5 - 36.5 "	93 - 99 cm 36.5 - 39 "	99 - 105 cm 39 - 41.3 "	105 - 112 cm 41.3 - 44 "
Waist	57 - 61 cm 22.5 - 24 "	61 - 65 cm 24 - 25.5 "	65 - 69.5 cm 25.5 - 27.3 "	69.5 - 74.5 cm 27.3 - 29.3 "	74.5 - 80 cm 29.3 - 31.5 "	80 - 86 cm 31.5 - 33.8 "	86 - 93 cm 33.8 - 36.6 "
Hips	84 - 88 cm 33 - 34.5 "	88 - 92 cm 34.5 - 36.22 "	92 - 96.5 cm 36.22 - 38 "	96.5 - 101.5 cm 38 - 40 "	101.5 - 107 cm 40 - 42 "	107 - 113 cm 42 - 44.5 "	113 - 120 cm 44.5 - 47.2 "



Measure around the fullest part.



Measure around the natural waistline (smallest part)



Measure around the fullest part (across buttocks).

Conversion size chart

	XXS (f)	XS (f)	S (f)	M (f)	L (f)	XL (f)	2XL (f)
UK dress	4	6	8	10	12	14	16
EU dress	32	34	36	38	40	42	44